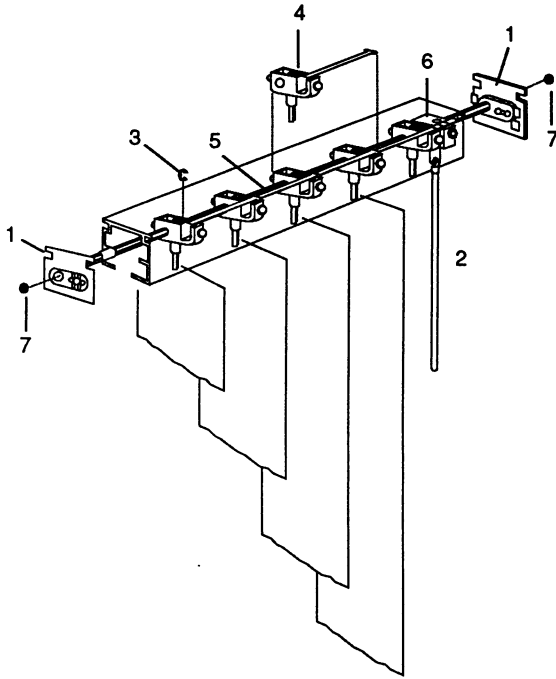
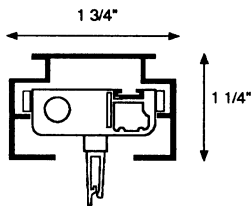


S-1600

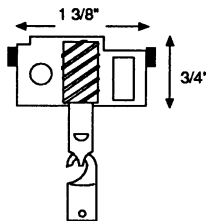
The Speedy Interior S-1600 durable, economical vertical track system provides the safety of cord free, tangle free, smooth traversing and rotating functions for commercial installations. This system is engineered to provide years of reliable service and features an independent self-aligning clutch mechanism in each louver carrier.



- | | |
|----------------------|---|
| 1. Idle End | 5. Pinion Rod |
| 2. Wand Control | 6. Shaft Support
Dummy Carrier with magnet |
| 3. "C" Clip, 4 Prong | 7. Push-on Nut |
| 4. Carrier | |



One half scale
cutaway view of carrier truck



One half scale
cutaway view of wand control

SPECIFICATIONS:

GENERAL: S-1600 self-aligning, traversing and rotating headrail system is manufactured by Speedy Interior, 3562 Eastham Drive, Culver CA 90230

STACK: Available in one way draw (left or right).

TRAVERSING: Vertical blinds shall traverse left to right, or right to left. Blind shall traverse by means of a wand control.

WHEELS: Each louver carrier shall traverse on self-lubricating wheels to reduce draw force. No glides or sliders shall be allowed.

ROTATION: A 24" or 48" wand provides 180 degree rotation to each vane stem simultaneously through a gear system in the control housing by turning a 4 prong extruded aluminum pinion rod actuating a plastic worm and spur gear assembly in each vane carrier. System shall keep louvers fixed until reset by controls.

CHANNEL: Headrail channel shall be of anodized aluminum alloy 1 3/4" wide by 1 1/4" high with .040 inch minimum wall thickness. The headrail will extend the width of the blind. The channel is available in anodized finish and baked enamel ivory or white.

END CONTROLS: Each headrail channel shall be equipped with left and right idle end controls made of high quality plastic. Idle ends hold tilting rod and cover both ends of track.

CARRIERS: Each carrier is made of high quality plastic made by Dupont or equivalent. It features an independent self-aligning clutch mechanism in each louver carrier, allowing less friction for self alignment. The shaft walls of the carrier are made of reinforced plastic for strength. The vane stem is made of clear plastic. Louvers shall rotate 180 degrees by an 4 prong pinion rod.

SPACING: Heavy duty self-lubricating plastic link system and adjustment clips shall provide visually uniform vane spacing and quiet operation of blind. Normal spacing is a minimum of 3/8" less than louver width.

MAXIMUM SIZE RECOMMENDATIONS:
 Maximum width: 156"
 Maximum drop: 120"
 Louver width: 3 1/2"

WARRANTY: Speedy Interior carries a lifetime warranty against defects in materials or workmanship.



SPEEDY INTERIOR
 1630 W. 132nd St., Unit B
 Gardena, CA 90249

Telephone (310) 768-0333
 Telephone (800) 677-5588
 Facsimile (310) 768-0363

Contractor's Lic. # 743930